

HOW TO CREATE A DYNAMIC FORMS ACCOUNT

Dynamic Forms is a document submission portal that will be used to submit all documents to Student Financial Services. Using the Dynamic Forms portal, the signing and submission of all documents must be done electronically, providing a more secure and concise way to navigate the financial aid process.

The steps below are for new Belmont students and all (current and new) Belmont parents. Current students will log into Dynamic Forms with their MyBelmont username and password. If you're a dependent student, both parent and student need their own account.

First Name *

Enter your First Name here

Last Name *

Enter your Last Name here

Enter your Email Address *

Confirm Email Address *

Confirm your Email Address here

Secret Question *

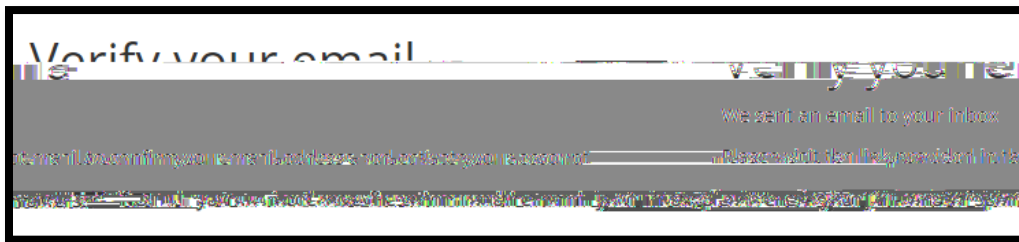
-- Please select --

Secret Question Answer *


Enter your Secret Question Answer

Create Account

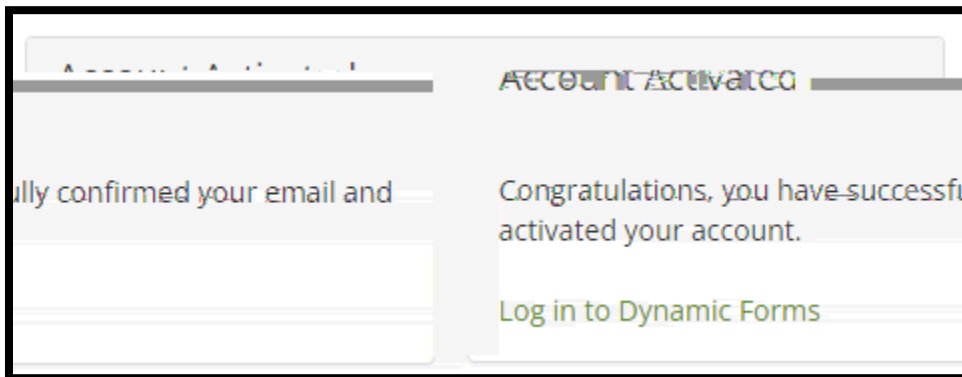
3. An email will be sent from dynamicforms@ngwebsolutions.com to the email account you specified



4. Click on the 'Confirm Email' link in the email to complete your account registration



5. Your account is now activated



6. You may log into your Dynamic Forms account directly that page or in the future at the following link <https://dynamicforms.ngwebsolutions.com/>